

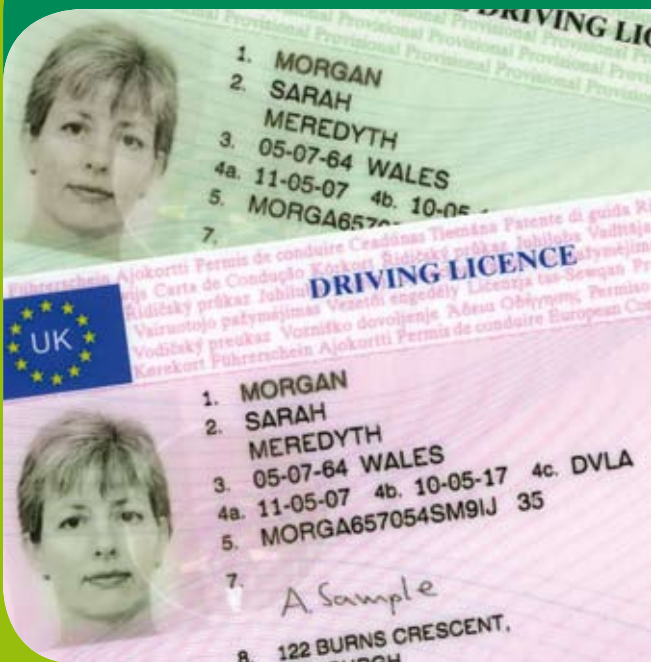


Driver and Vehicle Licensing Agency

INF45/1

# Your new Driving Licence

Do it online at: [www.direct.gov.uk/driving](http://www.direct.gov.uk/driving)



The Government Standard


An executive agency of the Department for **Transport**

## Your new photocard licence

A new generation of driving licence has been introduced. The general appearance of the licence is very similar to the old style plastic licence issued since 1998.

However, the new licence, made entirely from polycarbonate, does have a number of enhanced security features not available on the older licence. One of the main differences between the two is the new version **has a black and white photograph** while the older version had a colour one.

### Front of Driving Licence



### Fields 1, 2 & 3.

Fields 1, 2 & 3 of your photocard licence record your surname, first names, date and place of birth.

### 4. Date of licence issue, photo expiry, issuing authority.

The date shown in 4a is the date the photograph is valid from. 4b shows the date the photograph must be renewed. The authority that issued the licence is shown in 4c. In Great Britain that is DVLA.

## 5. Driver Number

A	B	C	D	E
MORGA /	657054 /	SM /	9IJ /	**

- A:** This is the first five letters of your surname. If your surname has fewer than five letters, the remaining spaces will be made up using the number 9. *(for example, MAN99)*
- B:** The first and last numbers are the year of birth. The second and third numbers are the month of birth. *(If you are a female, '5' is added to the second number and the total used as the second digit. So if you are a woman born in October the second and third numbers would be 60.)* The fourth and fifth digits show the day of your birth.
- C:** The first two initials of your first names. If you have only one initial then the second character will be a '9'.
- D:** Computer check digits randomly generated as a security measure.
- E:** This is the licence issue number which will increase by one with every licence issued.

## 6. Holder's photo

The new photocard licence has a black and white photograph. This is because the more secure printing process employed in producing the new licence uses laser technology to burn the image onto the card and produce a black and white photograph making it a more secure card. A colour photograph will still need to be provided with your application to be stored on your driver record.

## 7. Holder's signature

This is a digital copy of your signature taken from the application form.

## 8. Holder's address

This shows your permanent address in Great Britain.

## 9. Entitlement Categories

The letters in capitals show the categories of entitlement covered by the European Directive. National categories are shown in smaller letters.

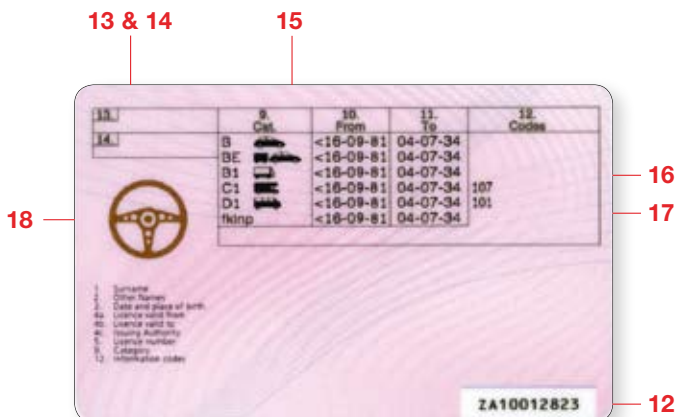
## 10. Holographic Feature

This feature is similar to a hologram but more clear as it has definite lines and brilliant colours. It contains a steering wheel that appears to turn as you tilt the card in different directions.

## 11. Changing Images

- a. This security feature is an image that changes both shape and colour depending on how you tilt the licence. On full (*pink*) licences it is a blue road sign changing to a black triangle, on a provisional (*green*) it is a red road sign changing to a black triangle.
- b. This security feature is personalised according to the data on the card. It contains the last five characters of the driver number changing to the month and year of the photo expiry which appear and disappear depending on how you tilt the licence.

## Back of Driving Licence



### 12. Unique Identifier

Cards are pre numbered by the card manufacturer. This number is laser engraved onto the card prior to delivery to DVLA and is unique on every card.

### 13. & 14. Not used

### 15. Categories & Pictograms

The letters in capitals show the categories of vehicle you can drive according to the European Directive. The pictures show the types of vehicles in those categories shown. The smaller letters show the national categories of vehicles you can drive.

### 16. Category validity periods

These are the dates when your entitlement to drive each category of vehicle begins and ends.

### 17. Information codes

The code numbers printed in this area shows any restrictions to the vehicle categories that you can drive.

### 18. Steering Wheel Security Feature

This is a security feature in the shape of a steering wheel. The colour of the wheel changes from green to gold depending on how you tilt the licence.

